



TERRAIN

TECHNICAL SPECIFICATIONS International as of December 2024

For further technical enquiries please contact:

Production Manager
Director of Technical & Production

Cat Studley
John Colvin

+61 415 206 156
+61 417 221 142

cat@bangarra.com.au
john@bangarra.com.au

Wharf 4/5 Hickson Road,
Walsh Bay, NSW, 2000
+61 2 9251 5333
www.bangarra.com.au

TOURING TECHNICAL SPECIFICATIONS

Artistic Team:

Choreographer:	Frances Rings
Composer:	David Page
Set Designer:	Jacob Nash
Costume Designer:	Jennifer Irwin
Lighting Designer:	Karen Norris

Touring Party (32 TBC)

Duration

60 minutes no interval

Synopsis

The timeless wonder and spiritual resonance of Lake Eyre

Described as a hymn to country, TERRAIN transports us to Lake Eyre the place of Australia's inland sea: one of the few untouched natural waterways in the world. Bangarra explores the relationship of Indigenous people to country and how landscape becomes a second skin.

Beyond the ancient vastness we travel through drought and deluge, we witness the ephemeral transformation of place where nature delivers in abundance, promises all but guarantees nothing.

Stage Requirements

- The work is performed on a white dance floor (Harlequin Rev / Pro) in a white box.

Our recommended ideal stage space:	12metres (wide) by 12metres (deep)
Ideal Proscenium Opening:	12m wide x 6.5m high
Crossover space:	on stage level upstage (not included in stage depth) or behind back curtain.
Minimum wing space:	approx 50sqm by 4m (high)
Recommended grid height:	18m

Preparing the theatre prior to Bump In

The presenter is required to complete a pre-rig prior to the bump in commencing.

The pre-rig will include:

- Hanging and installing all venue supplied lighting equipment including cabling, patching, colour and ensuring all equipment is in good working order
- Installing all venue supplied sound equipment including cabling, patching and ensuring all equipment is in good working order
- Hanging of all venue provided soft goods according to the hanging plot provided
- Installation of the Production desk into the auditorium

Risk Assessment

Bangarra Dance Theatre has Risk Assessment documentation available upon request.

Freight

When touring within Australia, Bangarra travels within a 48ft semi-trailer with a belly box that will need to be accessed during bump ins/outs – while touring internationally, we will initially send the freight via shipping container and then internal freight will be dependent on presenting companies and items supplied by BDT. Please advise us of any difficulties associated while entering your loading area with a trailer.

Production Schedule

A sample production schedule is attached as Appendix A. Please note this is a sample only and a venue specific schedule will be sent closer to bump in. Any enquiries can be made to Production Manager, Cat Studley, email: cat@bangarra.com.au, mobile: (+61) 415 206 156 or the Director Technical & Production, John Colvin, email: john@bangarra.com.au, mobile: (+61) 417 221 142.

Venue Show Crew required

1 x Venue Electrician

2 x Venue Mechanists/ Fly person (or if fly people cannot assist with general mechanist tasks such as floor cleaning, 2 of each)

1 x Sound Supervisor

1 x Costume Maintenance person (only required if doing more than 1 show – scheduled during day only)

Warm up Class

A rehearsal space is required for at least the first two days of bump in. If you do not have a rehearsal space available or on site, please advise us ASAP so that we can make suitable alternate arrangements. Rehearsal room should be a minimum of 12m x 12m with a vinyl dance floor laid (venue supplied) and a sound system available.

After the opening night performance, on all subsequent performance days the company need access to the stage five hours prior to each performance for a warmup dance class. This class can be done in work light and venue crew are not required. An alternate offstage space will be required for warm-up class and stretching if the stage is unavailable.

Laundry access

On performance only day(s) we will need access to the laundry during the day and until 1.5 hours post performance.

Elements supplied by Bangarra Dance Theatre

Flown Scenic Elements

- White plastic cyclorama: 16m x 8m approx. weight 70kg
- 6-8 x soft legs to be used as pan masking approx. weight
- 4 x White/black molton borders 16m x 3m approx. weight 30kg per border
- White filled cotton cloth: 16m x 7m approx. weight 30kg
- Spinifex cloth: PVC cloth with scenic treatment 16m x 7m approx. weight 60kg
- Salt cloth: Nessel canvas cloth with scenic treatment 16m x 7m approx. weight 60kg
- Scar cloth: Nessel canvas cloth with scenic treatment 16m x 7m approx. weight 60kg
- Landform cloth: Nessel canvas cloth with scenic treatment 16m x 7m approx. weight 60kg
- Reflect cloth: Nessel canvas cloth with scenic treatment 16m x 7m approx. weight 70kg weight

Floor Based Scenic Elements

- 10 rolls of black tarkett Harlequin Freestlye dance floor: Each roll is 1.5m wide x 12m long and weighs approx.. 50kgs
- 8 rolls of white Harlequin reversible black/white dance floor: Each roll is 2m wide x 15m long and weighs approx.. 50kgs
- Hard legs x 8 (4 pairs) (White molten on timber) 6m x 2m, positioned on floor with a French brace and sandbags.

Please note:

- A sample hanging plot and plan have been attached as Appendix B and C. Please note these are samples only. Bangarra Dance Theatre will provide a venue specific hanging plot and plan before bump in commences.
- Flown items are hung from rigging within the appropriate SWL provided by Bangarra Dance Theatre unless otherwise specified.
- Please see the plans, section, hanging plot, and risk assessment documents for further safety
- and structural details on these elements.
- Depending on venue size and time frames Bangarra Dance Theatre may occasionally not install all set pieces.

Props

- Various hand props including Shields
- Body Paint, ochre/ gapan, and chalk

Lighting

Bangarra will tour the following lighting equipment (or a variation) as below:

- TC Gio@5 Lighting Console. BDT HLX will program, Venue LX to operate from the toured ETC Gio lighting console unless the venue has an ETC Eos family console available. ETC Gio@5 to be Operated either FOH mix position or Lighting Booth. (to be discussed with Head electrician)
- 2 x touch screen monitors
- Egg strobes

Elements supplied by Bangarra Dance Theatre continued

Sound supplied

Bangarra will tour the following sound equipment (or a variation) as below:

- Allen & Heath SQ5 Sound console
- Playback system – Dual Mac mini system (Main & Redundant) via Dante
- On stage feed for QLab system – at SMD
- System Output from SQ System: (6ch): Left, Right, Centre, Sub, PS Foldback, OP Foldback

Road cases (approx. number)

- 2 x Props and Paint
- 6 x Mechanist
- 3 x Costume
- 1 x Treatment and Dancers exercise equipment
- 2 x Lighting
- 2 x Sound/ Video

Dance Floor Cleaning equipment

- A walk behind floor scrubber will be used when cleaning the dance floor, as well as specific mops and buckets. No other cleaning products to be used on the dance floor.
- Towels, brooms, buckets, scissor broom.

Laundry equipment

- 1 x Bernina Sewing machine
- 10 x Washing baskets
- Washing powder & detergents
- Towels

Technical Requirements / Elements supplied by Venue

Staging Requirements:

Remove all venue cloths as required.

Lighting Requirements:

A sample lighting plan is attached as Appendix D to this document. Please note we are still updating this, to remove older technology. A venue specific plan will be sent prior to bump in. Channel hook-up, instrument schedule and colour cut list will be provided at least three weeks prior to the bump-in. Please see the lighting plan for the details of the lamp list.

- All lighting is to be rigged, coloured, patched and tested prior to the company's arrival at the theatre, unless otherwise scheduled in consultation with Bangarra Dance Theatre production manager.
- We ask that all cable be off the floor and dropped from above where possible. Always check first before installing, as the dancer's safety is the first priority with regards to boom and cable placement.
- Data patching/ nodes and distribution to be provided by the venue. SACN is preferred.
- At least 180 dimmers (10amp- 2.4KW)
- At least 35 Hot Powers (10amp- 2.4KW)
- Stage work light and appropriate backstage blues/ desk lamps
- Centre spot light (red) from under balcony/ rear of auditorium

LX Equipment Required

Bangarra require the following lighting equipment (or a variation in consultation with BDT) on the below:

- 9 x Sidelight Booms pre- rigged with Source Fours or Source 4 Lustr 2/3 and LED PARs or LED Fresnels
- 83 x Source 4 750w 26 Degrees– (78 on booms)
- 14 x Source 4 750w 19 Degrees
- 24 x 1.2kW Fresnels
- 18 x 2kW Fresnels
- 16 x Source 4 Lustr 2/3 26 Degree
- 5 x Source 4 Lustr 2/3 36 Degree
- 16 x LED Par cans/ LED Fresnels
- 16 x Impressions X4 Bar 20 (or similar)
- 4 x Ayrton Ghibli (or similar framing moving light)
- 6 x Martin Mac Viper performance – Needs 1 x custom gobo supplied by Bangarra
- 16 x ColourSource Cyc (or similar)
- 2 x Collider FC strobe
- 2 x Unique 2.1 Hazer
- 1 x MDG ATMe Hazer

Note: Bangarra will use theatrical smoke and haze, please ensure venue is appropriately isolated for our plotting sessions, tech and shows – this should include backstage crossovers/ areas that are prone to haze drifting into. MSDS available with Risk Assessment.

Technical Requirements / Elements supplied by Venue continued

Sound Requirements

- We require the following from the house system:
- All elements of the system must be tested and in working order prior to bump in day. The System should be suitable for the room and capable of high SPL with appropriate delays and EQ for the room and limiter preset. The Bangarra soundtrack is often loud with stereo effects and will utilize the system to its capacity, especially with regards to subwoofers.
- Please remove any unnecessary items from around the subs and check the venue for any items that rattle (such as aircon vents, unused lighting fixtures, etc.)
- Independent control of All FOH and Stage sends (L, R, C, Sub, Front Fill, Delays, DS OP FB, US OP FB, DS PS FB, US PS FB)
- Front Fill and Delays should be fed from Main Left and Right, if possible, with the appropriate level, delays, and EQ for the room. Level's may need to be adjusted.
- 4 x onstage monitor speakers. If possible, it would be preferred to fly them above the 1st and 3rd touring booms. If this is not possible, they may be put on the floor behind the LX Booms. We ask that all cable be off the floor and dropped from above where possible. We may also require an extra 2 monitors further downstage if coverage and level is not as desired. Always check first before installing, as the dancer's safety is the first priority with regards to monitor placement.
- Pink noise and all systems checks to be completed before every show without exception

Sound and Video Equipment Required

Bangarra require the following sound equipment (or a variation in consultation with BDT) on the below:

- 2x Direct Cat5/Cat6 patching from stage (SMD) to Audio Control position (1x Network & 1x A&H System Network)
- 1x Direct Cat5/Cat6 patching from Production Desk to Audio Control position
- 2x Direct Cat5/Cat6 patching from AV land to Audio control position (Main and Backup)
- 2x Handheld radio microphones will be required at the Production desk for rehearsals and available for on stage notes, Welcome to Country and Q&A's if required. Please advise if Radio HH's are unavailable and we will use our own.
- A Microphone at Stage Manager Desk that is always on (with on/off switch) for emergency and preshow announcements.

Stage Management Control Systems / Communication Requirements

- The use of wireless radio communication system with 5 packs (Bangarra Head Mech, Bangarra PM, Bangarra ASM, Fly crew x 2)
- Wired comms are required in the following areas:
 - Prompt corner x 1 (Stage manager)
 - LX operator x 1 (control booth or sound mix position)
 - Sound operator x 1 (sound mix position)
 - In addition, 3 extra headsets at production desk in auditorium are required during plotting and rehearsal sessions.
- Stage view monitor/s at prompt corner. Preferably 1x colour – fixed position in auditorium of full stage, and 1x infrared – fixed position in auditorium of full stage. Please note that we specifically require an infrared feed, not low light. If this is not possible, please inform.
- Stage management paging to dressing rooms and all other backstage areas from prompt corner.
- Audio program/show relay to dressing rooms.

Technical Requirements / Elements supplied by Venue continued

Production Desk

- Production desk in auditorium for bump-in and lighting plot with lighting control desk (BDT to supply), signal cable and 2-3 desk lamps. As well as suitable talkback headsets for communication. Please install production desk in pre-rig/ prior to BDT arrival.

Laundry Requirements

- 2 x industrial washing machines
- 2 x industrial dryers
- Drying cupboard
- 1 x ironing board
- 4 x wardrobe racks or hanging areas for drying
- 1 x Steam iron
- 1 x Steamer
- Deep sink

Backstage Requirements


- 4 x Portable wardrobe racks (sturdy)
- 2 x large props tables
- 2 x Portable mirrors (full length)
- Wide brooms x 2 and collection tray
- 2-4 x Mops and Mop buckets to clean venue floor (No cleaning products to have been used on mops or in mop buckets)
- Water cooler backstage or bottled water to be provided.

Backstage Cross over

The backstage cross over area (if large enough) should have 2 x wardrobe racks, 2 x tables covered in plastic for paint up, 2 x table for props. If this area is carpeted, or at the venue's discretion, plastic or carpet runners should be laid on the floor and walls.



Technical Requirements / Elements supplied by Venue continued



Typical backstage area set up (note tables, costume racks, plastic on floor and walls as required)

Quick Change Areas - TBC

Two designated quick-change areas, (approx 1.2m x 1.8m) one on either side of the stage, are required for dancers to change in private – if cross over area not big enough. These areas should be equipped with a full-length mirror, small table covered in plastic, wardrobe rack and suitable lighting. Please confirm with Bangarra before installing.

Body Paint

Body paint is used during the performance. Bangarra requires that one dressing room closest to the stage is laid with heavy duty plastic on the floor, walls to shoulder height and all bench surfaces to protect the room. **The plastic to be supplied by the venue.** This should be done prior to arrival in pre-rig or on day 1 of the bump in. It is also advisable to lay carpet runners or plastic over any carpeted areas leading from the dressing room to the stage as this is a high traffic area, or areas that you do not wish to be exposed to body paint. It is preferable if the allocated dressing room is at least a 4-person room with a sink and a shower – Bangarra Stage Management can advise which dressing room is preferred. Extra cleaning of shower stalls may be required after departure.



Typical Paint up room (note: plastic on floor, walls and benches)

Technical Requirements / Elements supplied by Venue continued

Dance Floor

The Bangarra Head Mechanist or Production Manager will oversee the pre-show and post show cleaning of the stage. Due to the nature of the materials used in the show, it is usually necessary to use an industrial wet mop with hot water, a walk behind floor polisher or steam cleaner. Spot cleaning with scrubbers may also be required. At the end of each performance, multiple mops may be required. There are specific mops designated for the cleaning of the tarkett and these must not be used for any other purpose. Please consult the Bangarra Head Mechanist or Production Manager before using any products on the tarkett surface to avoid damage.

Dressing Room Facilities

All dressing rooms must be cleaned prior to Bangarra Dance Theatre's arrival and will need to be cleaned after each performance.

All dressing rooms must be equipped with toilets, sinks, hot & cold running water and showers. Due to the large amounts of body paint used by dancers in performance, we require at least 4 showers backstage. Ideally, we require:

- 2 x large dressing rooms (6-20 people)
- 2 x small dressing rooms (2-4 people)

Production Office Facilities

We will also require a production office with access to at least one telephone and high-speed Internet connection for 7 – 10 users.

Green Room

We will require the use of a Green Room, with the following basic facilities: kettle or boiling water unit, sink, cutlery, plates, cups and bowls, a microwave (for heat packs), and fridge with a freezer (for ice packs). We will also require access to an ice machine or bags of ice for dancers to use for ice baths, approx. 6 bags of ice per show. Please advise us before our arrival if this is not possible, as ice and heat packs are required for the dancers before, during and after each rehearsal and performance.

Venue Access

Venue to inform touring company of access procedures for all company members. I.E Passes, codes, keys.

Audio Description

Bangarra can offer a bespoke cultural (pre-recorded) Audio Description for all performances. Description of the show is via individual packs with headphones for required audience members and is not disruptive in any way to other audience members. Bangarra will supply all technical elements for this, (Listen Talk receiver and transmitter packs and headphones). Bangarra's Production Manager can reach out to the venue FOH Manager prior to arrival at the venue to confirm patron process to pick up packs and Bangarra's Sound Technician can confirm if any bookings have been made and brief FOH on how this works on the day of the show. Currently we can accommodate up to 10 bookings per show.

Bangarra Dance Thetre
Terrain
Sample Schedule
Production Schedule

Terrain		BDT CREW										Bump IN Schedule DRAFT	
Sample Schedule - 1 show													
Changes in red Public Holidays in Green													
DATE/TIME	ACTIVITY	Flys	Mechanist	Lighting	Sound	Wardrobe	Stage Management	Lighting	Sound	Mechanists	Costume	Hours in Call	Notes and Creative / Contractor Information
Day 0	Pre-rig												Vehicle access requirements in pink
0900 - 1300	LX/SD/AV - pre-rig - Crew numbers and hours at venue discretion	2	2	3	1							4	Generally - Crew numbers and hours at venue discretion and dependant on venue/ union requirements - for Pre-rig please note all LX, sound and staging equipment to be installed/ moved as required to ensure ready for bump in
1300 - 1400	LX/SD/AV - lunch												
1400 - 1800	LX/SD/AV - pre-rig continue	2	2	3	1							4	
1800	Finish												
Day 1	Bump in/ Focus												DRAFT
0750	Venue access												
800	Safety Induction												
0800 - 0830	Unload Truck	2	3	3	1	1	2	1	1	1	1	4	
	MX/LX/VD/SD - bump-in set elements, including drapes, borders and hard flats and confirm all LX and Sound equipment including patching												
0830 - 1200													
1200 - 1300	Lunch MX/ LX / Sound quiet time				1							1	
1300 - 1400	Sound and Video lunch												
1300 - 1530	MX/LX/VD/SD - LX Focus/ finish any onstage/ backstage set up	1	3	3	1	1	2	1	1	1	1	5	
1530 - 1800	Lay tarkett												
1200 - 1800	Dancers in Rehearsal space												
1600 - 1800	Dancer Treatments - TBC dressing rooms or other appropriate space												
1800	Most MX and LX finish												
1800 - 1900	Dinner/ Sound quiet time								1			1	
1900	Sound finish												
1900 - 2100	LX Plot	1		1				1	1	1		2	
Day 2	LX Plot, Rehearsals												Please note - if flymen are unable to assist with general tasks, such as mopping floors - additional 2 mechanists required for all calls on day 2 and 3
0850	Venue access												
0900 - 1130	LX Plot, SND - continue bump in, MX trouble shoot	2		1	1			1	1	1		3	
1030 - 1300	Dancer Treatments - TBC dressing rooms or other appropriate space												
1130 - 1200	Fly Rehearsal												
1045 - 1200	Class in Rehearsal space												
1200 - 1300	Crew Lunch												
1200 - 1300	Dancer Lunch												
1300 - 1700	Spacing/ Tech	2		1	1		2	1	1	1		4.25	
1700 - 1745	Dancer Dinner, Tech prep including removing production desks												
1745 - 1845	Crew Dinner												
1815 - 1845	Warm up onstage												
1845 - 1900	Set onstage	2		1	1		2	1	1	1	1	2.5	
1855	Half hour call												
1900	House open												
1930 - 1945	Allowance for Speeches/ Welcome to Country/ etc												
1945 - 2050	PERFORMANCE #1												
2050 - 2110	Audience Exit												
2100 - 0000	Bump Out/ Pack truck	2	3	1	1		2	1	1	1	1	3	
2030 - 0000	Costume bump out					1						3.5	
0000	Finish												



Bangarra Dance Thetre
Terrain
Sample Schedule
Production Schedule

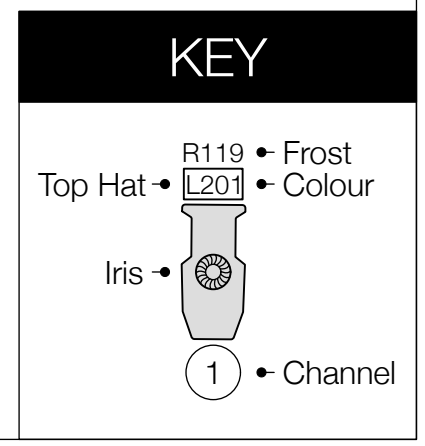
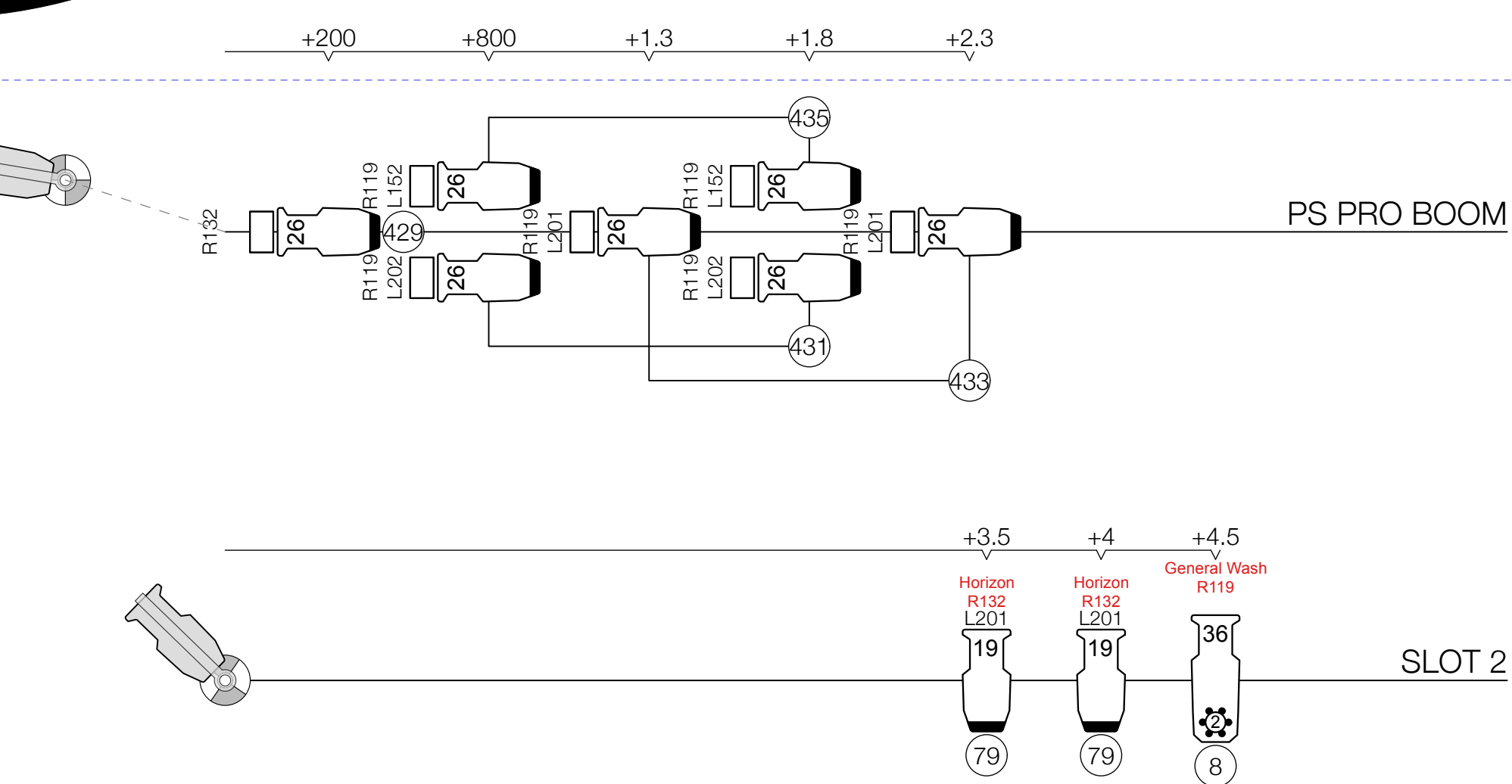
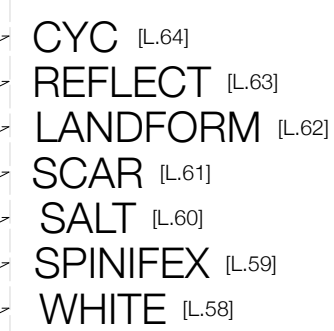
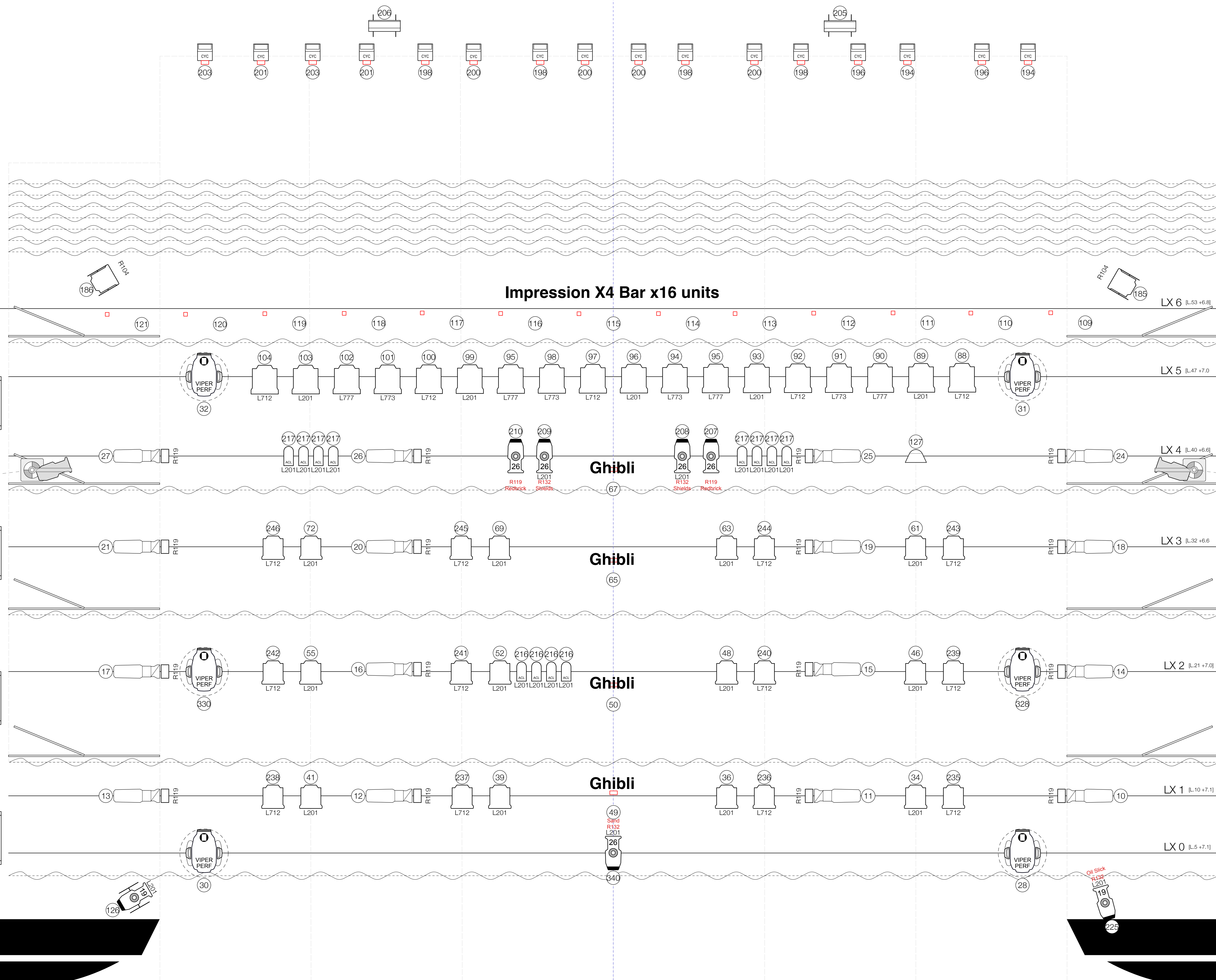
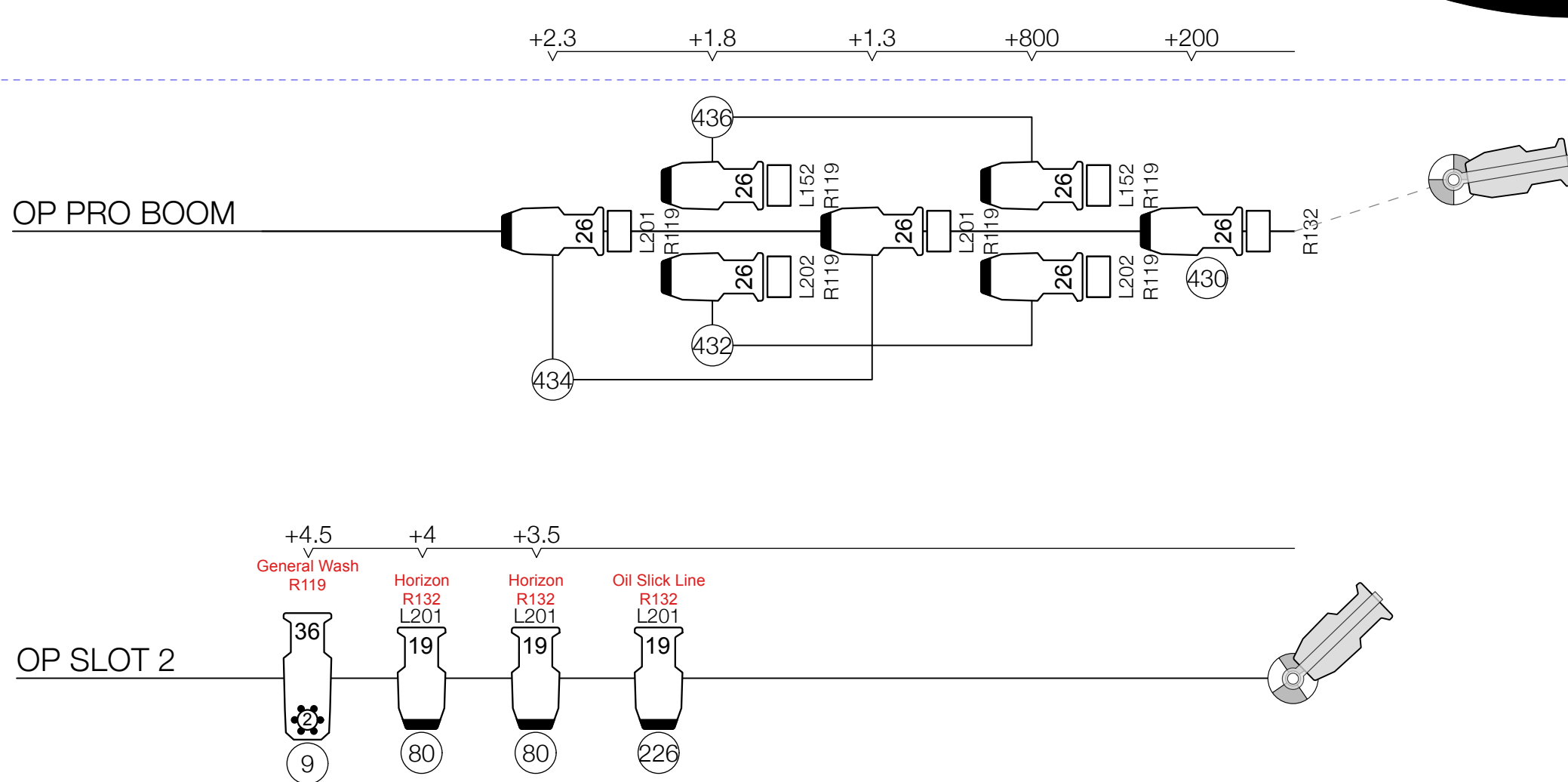
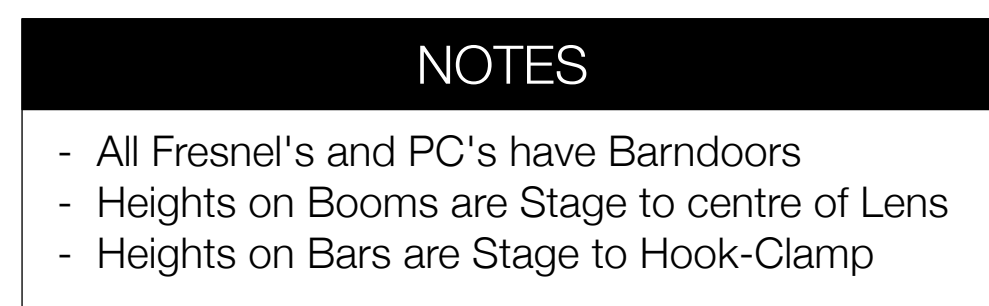
Terrain							BDT CREW					Hours in Call	Bump IN Schedule DRAFT
Sample Schedule - 2 shows													
DATE/TIME		ACTIVITY											
Day 0		Pre-rig											
0900 - 1300 1300 - 1400 1400 - 1800 1800	LX/SD/AV - pre-rig - Crew numbers and hours at venue discretion	2	2	3								4	Generally - Crew numbers and hours at venue discretion and dependant on venue/ union requirements - for Pre-rig please note all LX and staging equipment to be installed/ moved as required to ensure ready for bump in
	LX/SD/AV - lunch												
	LX/SD/AV - pre-rig continue	2	2	3								4	
	Finish												
Day 1		Bump in/ Focus											
0750 800 0800 - 0830 0830 - 1200 1200 - 1300 1300 - 1400 1300 - 1530 1530 - 1800 1200 - 1800 1600 - 1800 1800 1800 - 1900 1900 1900 - 2100	Venue access												DRAFT
	Safety Induction												
	Unload Truck	2	3	3	1	1	2	1	1	1	1	4	
	MX/LX/VD/SD - bump-in set elements, including drapes, borders and hard flats and confirm all LX and Sound equipment including patching												
	Lunch MX/ LX / Sound quiet time				1							1	
	Sound and Video lunch												
	MX/LX/VD/SD - LX Focus/ finish any onstage/ backstage set up	1	3	3	1	1	2	1	1	1	1	5	
	Lay tarkett												
	Dancers in Rehearsal space												
	Dancer Treatments - TBC dressing rooms or other appropriate space												
	Most MX and LX finish												
	Dinner/ Sound quiet time								1			1	
	Sound finish												
	LX Plot	1		1				1	1	1		2	
	Day 2		LX Plot, Rehearsals										
0850 0900 - 1130 1030 - 1300 1130 - 1200 1045 - 1200 1200 - 1300 1200 - 1300 1300 - 1700 1700 - 1745 1745 - 1845 1815 - 1845 1845 - 1900 1855 1900 1930 - 1945 1945 - 2050 2050 - 2110 2110 - 2200 2200	Venue access												Please note - if flymen are unable to assist with general tasks, such as mopping floors - additional 2 mechanists required for all calls on day 2 and 3
	LX Plot, SND - continue bump in, MX trouble shoot	2		1	1			1	1	1		3	
	Dancer Treatments - TBC dressing rooms or other appropriate space												
	Fly Rehearsal												
	Class in Rehearsal space												
	Crew Lunch												
	Dancer Lunch												
	Spacing/ Tech	2		1	1		2	1	1	1		4.25	
	Dancer Dinner, Tech prep including removing production desks												
	Crew Dinner												
	Warm up onstage												
	Set onstage	2		1	1		2	1	1	1	1	2.5	
	Half hour call												
	House open												
	Allowance for Speeches/ Welcome to Country/ etc												
	PERFORMANCE #1												
	Audience Exit												
	Post show - floor clean, laundry, notes, etc												
	Finish												
Day 3		Performance, Bump out											
0900 - 1300 11:30 1200 - 1430 1300 - 1415 1415 - 1445 1445 - 1700 1700 - 1800 1730 - 2100 1815 - 1845 1855 1900 1930 - 2040 2040 - 2100 2100 - 0000 2030 - 0000 0000	Costume Maintainence					1						4	Full Company
	Venue access												
	Pilates/ Treatments - onstage and dressing room access required												
	Class Onstage												
	Dancer break												
	Notes onstage												
	Dancer Dinner												
	MX/LX/SD - show call	2		1	1		2	1	1	1		4.5	
	Warm up onstage												
	Half hour call												
	House Open												
	PERFORMANCE #2												
	Audience Exit												
	Bump Out	2	3	1	1		2	1	1	1	1	3	
	Costume bump out					1						3.5	
Finish													

















LINE #	TYPE	ELEMENT	WEIGHT/ NOTES	Trim Height (to bar for LX and to tail pipe for borders)	SL (mm)
1	HAND	SMOTHER	Black Wool Smoke Curtain		75
2	HAND				225
3	HAND	HOUSE CURTAIN	Bangarra will use House Curtain or Smother		375
4	HAND				525
5	HAND	LX NO 0	LX BAR	7000	675
6	HAND				825
7	HAND				975
8	HAND				1125
9	HAND				1275
10	HAND	LX NO 1	LX BAR	7700	1425
11	HAND				1575
12	HAND				1725
13	HAND	Border # 1	BDT White border, backed in black - 2.8m x 16m - 30kg	5800	1875
14	HAND				2025
15	HAND				2175
16	HAND				2325
17	HAND				2475
18	HAND				2625
19	HAND				2775
20	HAND				2925
21	HAND	LX NO 2	LX BAR	7700	3075
22	HAND				3225
23	HAND				3375
24	HAND				3525
25	HAND				3675
26	HAND	Border # 2	BDT White border, backed in black - 2.8m x 16m - 30kg	5800	3825
27	HAND				3975
28	HAND				4125
29	HAND				4275
30	HAND	Venue hard legs			4425
31	HAND				4575
32	HAND	LX NO 3	LX BAR	7300	4725
33	HAND				4875
34	HAND				5025
35	HAND				5275
36	HAND				5325
37	HAND	Border # 3	BDT White border, backed in black - 2.8m x 16m - 30kg	5800	5475
38	HAND				5625
39	HAND				5775
40	HAND	LX NO 4	LX BAR	6700	5925
41	HAND				6075

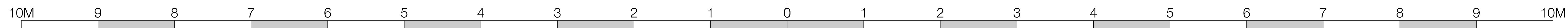
42	HAND				6225
43	HAND				6375
44	HAND				6525
45	HAND				6675
46	HAND				6825
47	HAND	LX NO 5	LX BAR	7600	6975
48	HAND				7125
49	HAND				7275
50	HAND	Border #4	BDT White border, backed in black - 2.8m x 16m - 30kg	5800	7425
51	HAND				7575
52	HAND				7725
53	HAND	LX NO 6	LX BAR	6700	7875
54	HAND				8025
55	HAND				8175
56	HAND				8325
57	HAND				8475
58	HAND	White Cloth	BDT - Filled white cloth - 5m x 16m - 30kg		8625
59	HAND	Spiniflex Cloth	BDT - Painted plastic cloth - 5m x 16m - 60kg		8775
60	HAND	Salt Cloth	BDT - Painted canvas cloth - 7m x 16m - 60kg - tripped to 5m		8925
61	HAND	Scar Cloth	BDT - Painted canvas cloth - 7m x 16m - 60kg - tripped to 5m		9075
62	HAND	Landform Cloth	BDT - Painted canvas cloth - 7m x 16m - 60kg - tripped to 5m		9225
63	HAND	Reflect Cloth	BDT - Painted canvas cloth - 7m x 16m - 70kg - tripped to 5m		9375
64	HAND	White Cyc	BDT Plastic Cyc - 8m x 13m - 70kg		9525
65	HAND				9675
66	HAND				9825
67	HAND				9975
68	HAND				10125
69	HAND				10275
70	HAND				10425
71	HAND				10575
72	HAND				10725
73	HAND				10875
74	HAND				11025
75	HAND				11175
76	HAND				11325
77	HAND				11475
78	HAND				11625
79	HAND				11775
80	HAND				11925

Scenic Elements and scenery rigging provided by Bangarra Dance Theatre. Borders, Smothers, Tabs (where notated) provided by Venue. BDT Touring items in blue.





LEGEND		
	Selecon 1.2K F	 ETC Source-4 19°
	Selecon 2K F	 ETC Source 4 26°
	PAR36 ACL 28v	 ETC S4-36° LED Lustr-S2
	PAR 64 NSP 110v	 ETC Source4 LEDLS2 26deg
	PAR 64 MFL 110v	 Colorset Series 2 Scroller
	Egg Strobe Cluster	 ETC ColorSource CYC
	Collider FC Strobe	
	Martin Mac Viper Performance	
	Ayrton Ghibli	
	Impression X4 Bar 20 (20ch)	



TERRAIN

BANGARRA DANCE THEATRE

INTERNATIONAL PLAN FOR 2024 TAKEN FROM QPAC 2022

Plan Revison: V1	Date: 18 Oct 2022	Scale: 1:25 @ A0
Director: Frances Rings	Set Designer: Jacob Nash	Lighting Designer: Karen Norris
Head Electrician: TBC	Drawn By: Cat Studley	Ph: Email: hix@bangarra.com.au